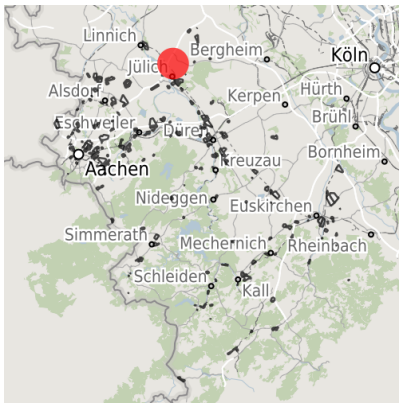


## Factsheet parcel

|                 |                          |
|-----------------|--------------------------|
| Designation     | Brainergy-Park (No. 052) |
| Area size       | 7,340 m <sup>2</sup>     |
| City / district | Jülich, Kreis Düren      |

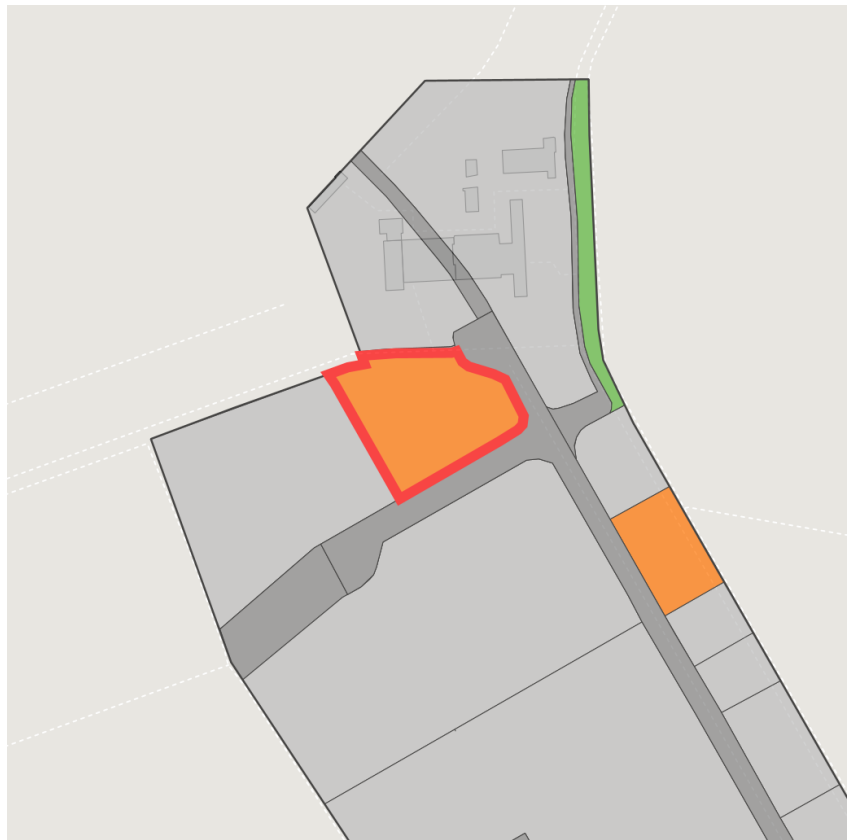
## Map view



Regional overview



Municipal overview



Detail view

© [OpenStreetMap](#) contributors.

## Availabilities

|                            |  |   |   |
|----------------------------|--|---|---|
| Immediately available area | Available area within short term (< 2 years) | Available area within medium term (2-5 years) | Available area within Long term (> 5 years) |
| Not available area         |  |   |   |

## Other areas

|                   |              |                                |             |
|-------------------|--------------|--------------------------------|-------------|
| Private ownership | Water area   | Rail area                      | Street area |
| Green area        | Living space | disposal/supply infrastructure | Other Area  |

## Parcel

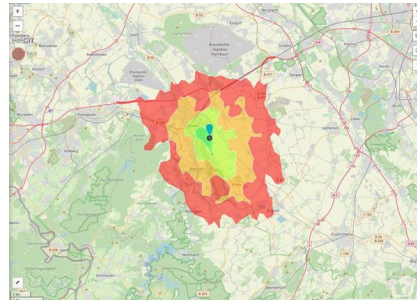
|                  |  |
|------------------|--|
| Area size        | 7,340 m <sup>2</sup>                         |
| Price            | On Demand                                    |
| Availability     | Available area within short term (< 2 years) |
| Area designation | Commercial zone                              |
| Divisible        | No   |
| 24h operation    | No   |

## Commercial zone

|                           |                   |
|---------------------------|-------------------|
| Location                  | Solitary location |
| Industrial tax multiplier | 513.00 %          |



BPJ-Flug in die Zukunft



Erreichbarkeit in 20 Minuten: 176.000 Einwohner

## Transport connections

|         |                             |  | Distance |       |
|---------|-----------------------------|--|----------|-------|
|         |                             |  | [km]     | [min] |
| Freeway | A44                         |  | 3.8      | 5     |
|         | A4                          |  | 14.9     | 18    |
| Highway | B55                         |  | 2.4      | 3     |
|         | B56                         |  | 3.8      | 6     |
| Airport | Flughafen Düsseldorf        |  | 64.6     | 43    |
|         | Flughafen Aachen Maastricht |  | 64.8     | 43    |
|         | Flughafen Köln Bonn         |  | 74.0     | 47    |

## Information about Jülich

Jülich is a town with a unique research and development potential that can be found at only a few locations around the world:

The Jülich Research Centre with 4,300 employees is the biggest German research institution .

Jülich is a self-confident medium-sized centre with a wide range of shops, restaurants and cafés in a attractive townscape attractive development areas with residential plots at favourable prices culture and ambience through a multitude of new exhibitions, theatres and concerts, The Citadel Museum and the ?Brückenkopfpark Jülich?.



## Links

[Brainergy Park Jülich  
Startup Village](#)

## Contact person



Mr. Frank Drewes  
Brainergy Park Jülich GmbH  
Am Brainergy Park 1  
52428 Jülich  
+49 (0) 24 61 31 89 730  
fdrewes@brainergy-park.de



Mr. Thomas Schmitz  
Brainergy Park Jülich GmbH  
024 61 – 3189 743  
tschmitz@brainergy-park.de