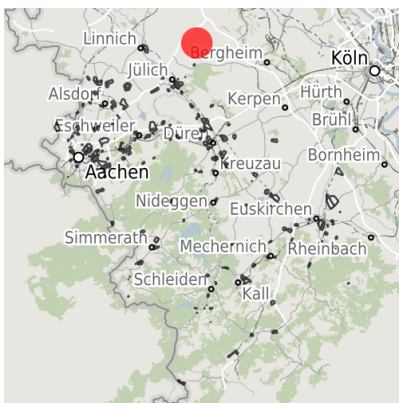


Factsheet parcel

Designation	Gewerbegebiet Ameln (No. 003)
Area size	14,987 m ²
City / district	Titz, Kreis Düren

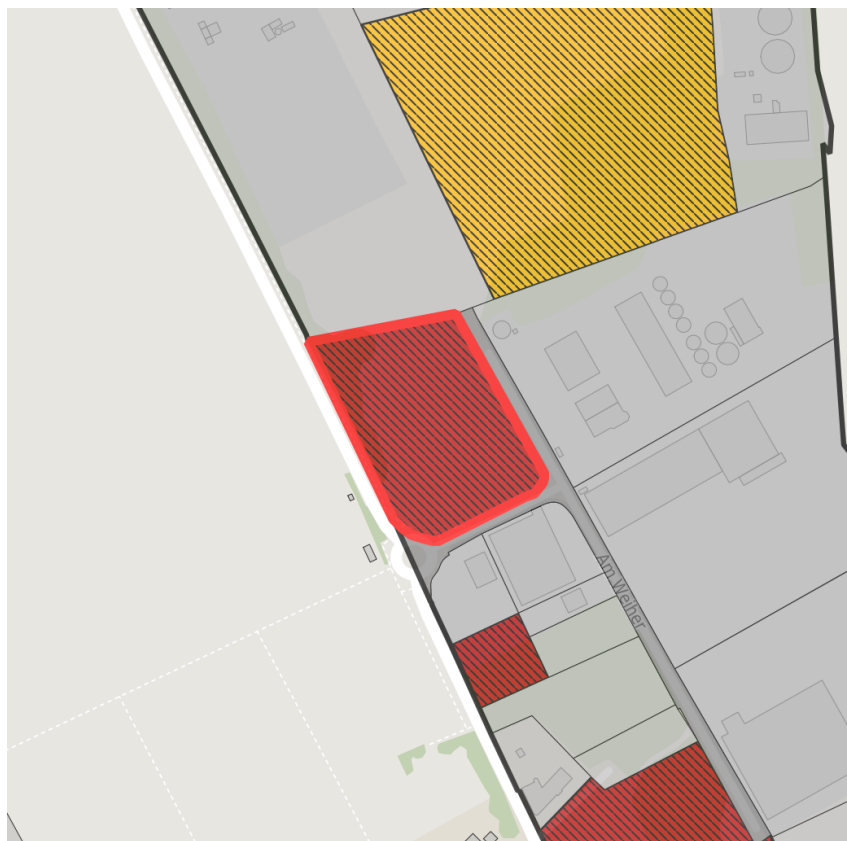
Map view



Regional overview



Municipal overview



Detail view

© [OpenStreetMap](#) contributors.

Availabilities

Immediately available area	Available area within short term (< 2 years)	Available area within medium term (2-5 years)	Available area within Long term (> 5 years)
Not available area			

Other areas

Private ownership	Water area	Rail area	Street area
Green area	Living space	disposal/supply infrastructure	Other Area

Parcel

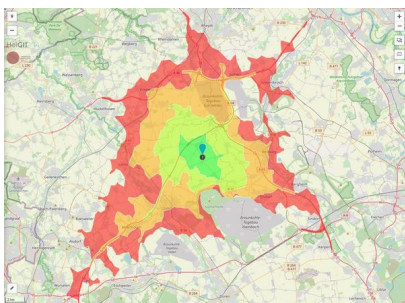
Area size	14,987 m ²
Price	35.00 €/m ²
Availability	Immediately available area
Area designation	Industrial area
Divisible	Yes
24h operation	No

Commercial zone

Industrial area Ameln - near to Europe

Precisely because of its outstanding location in this economic region, the municipality of Titz is a favorable center for development. The Aachen-Düsseldorf (A 44) and Venlo-Cologne (A 61) freeways with the Titz and Jackerath junctions create ideal transport connections, e.g. providing direct access to the north-west European economic region. Both freeways can be reached without having to cross town. The commercial zone offers excellent location benefits in particular for the logistics sector.

Location	Outskirts
Main companies	Buir-Bliesheimer Agrargenossenschaft, Fa. Weuthen, Fa. Tholen
Industrial tax multiplier	480.00 %
Regional important?	No



Erreichbarkeit in 20 Minuten: 284.500
 Einwohner

Transport connections

		Distance	
		[km]	[min]
Freeway	A61	0.6	7
	A44	20.4	22
Highway	B258n	0.0	0
	Köln-Bonn	62.5	49
Airport	Maastricht-Aachen	64.8	42
	Am Godorfer Köln	58.2	47
Port	Liège (B)	75.8	49
	AC-Hbf	31.5	35
Rail freight	Köln-Hbf	61.0	45
Railway	Bushaltestelle	1.2	3
Public transport			

Information about Titz

Titz is located midst of transport and economic areas

Köln?Venlo?Düsseldorf-Mönchengladbach-Aachen. Due to its excellent location Titz is a favorable location for business development.

Motorways Aachen-Düsseldorf (A44) and Venlo-Köln(A61) with junction Titz and Jackerath create a perfect traffic connection. Titz has direct access to northwest European industry. Both motorways can be accessed by cross-down link. The industrial zone Titz - Ameln comprises an area of ca. 35 ha which can be divided into bigger and smaller divisions.



Links

[Gemeinde Titz](#)

Contact person

Mr. . Tholen
Tholen Vermögensverwaltung
GmbH
+49 (0)2451/7021-22
info@betonwerk-bmt.de